




## Product Sheet

**Part Number:** CTM 24 R



<b>Family</b>	CLASS insert series
<b>Version</b>	with terminal block, screw terminal connection
<b>Series</b>	CT
<b>Product type</b>	with male contacts
<b>Type</b>	right side mounting
<b>Model</b>	male insert
<b>Reference standard</b>	EN 61984 (2001-11)
<b>Contact type</b>	silver plated
<b>No. of poles</b>	24 poles + 
<b>Voltage (V)</b>	400V
<b>Current (A)</b>	16A (A.C.)
<b>Wire section</b>	0,75mm <sup>2</sup> - 2,5mm <sup>2</sup>
<b>Awg size</b>	18 - 14
<b>Quality mark</b>	
<b>IP degree of protection</b>	degree of protection IP20 without enclosure, IP65, IP66, IP67 (EN 60529) and IP69K (DIN 40050 - 9) with enclosure
<b>Fixing centre distance</b>	size "104.27" only bulkhead mounted housing


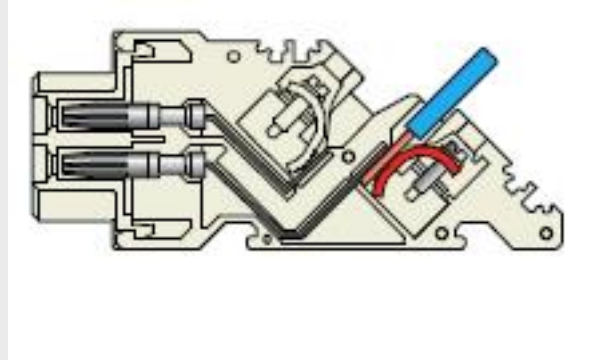
The information and the dimensions contained are not binding and may be changed without prior notice.  
The drawing's dimensions are in mm.

**Impulse withstand voltage** 4kV

**Pollution degree** 2

**Notes**

CT ... : for non-prepared conductors



CTF/M 24 L/R inserts

- characteristics according to EN 61984:  
16A 400V 4kV 2
- can be mated with CNE, CCE, CCS, CSE, CSH inserts
- inserts may be fitted both from the front or the rear of enclosure
- insulation resistance: > 10 GOhm
- ambient temperature limit: -40 °C ... +125 °C
- are made of self-extinguishing thermoplastic resin UL 94 V0
- mechanical life: > 500 cycles
- contact resistance: < 4 mOhm
- conductors stripping length: 12 mm
- terminal screw torque: 0.4 Nm
- enclosures (only bulkhead mounted housing): size 104.27:
- C-TYPE IP65/IP66
- C7 IP67 stainless steel lever
- V-TYPE IP65/IP66 stainless steel lever
- T-TYPE IP65 insulating
- JEI zinc-plated steel lever
- BIG hoods
- W-TYPE aggressive environments
- EMC

The information and the dimensions contained are not binding and may be changed without prior notice.  
The drawing's dimensions are in mm.